

Initial and Interim Prostheses

Early fitting of a prosthesis plays a significant role in rehabilitation success. The prompt and correct application of compression to the residual limb, together with the appropriate therapy have a positive impact on the individual's rehabilitation process.

As a temporary fitting, interim prostheses (such as the Halmstad interim transtibial prosthesis) are a useful means to bridge the period between early and definitive fitting. A trial fitting can serve to objectively determine whether the individual will regain the ability to stand upright and walk.

Specially designed adapters have proven themselves for length and alignment adjustments prior to the definitive fitting. Otto Bock offers length-adjustable tube and sliding adapters that help you align the prosthesis according to the patient's needs during trial walking. In most cases, these adapters are fitted with a graduated scale that ensures easily reproducible adjustment and facilitates documentation. When finishing the prosthesis, these adapters are replaced with structural parts classified within the Otto Bock MOBIS® Mobility System.

Saarbrücken Prosthesis for Early Fitting



This prosthesis is a reusable therapeutic device that can be used for transtibial amputees and patients with knee disarticulation. The load bearing element is a laminated resin frame with distal modular connection. Two pneumatic covers compress the residual limb to prevent edema.

An adjustable manometer assists with the fitting and accommodates changes in the residual limb. Parameters such as timing of the first fitting and degree of compression are determined by the physician. The following components serve to connect to the Otto Bock modular system:

Frame Socket

Made of lamination resin, with adjustment pyramid

Order no.	6K4=1	6K4=2
Length	55 cm	43 cm
For	Transtibial residual limb	Knee disarticulation

Pneumatic Transfemoral Cover*

Order no.	6S2=1	6S2=2
Upper/lower circumference	64/50 cm	60/52 cm
Length	48 cm	40 cm
For	Transtibial residual limb	Knee disarticulation

End Bearing Cushion*

Order no.	99B23
Diameter	165 mm
Length	250 mm

6S1 Pneumatic End Bearing Cover*


743D1 Manometer with Inflating Ball

With outlet valve and hose connection, including 616R2=8x1.5 PVC Hose, 200 mm long, and 616R8 Hose Adapter

Information about the Saarbrücken Prosthesis for Early Fitting:

 646V22=GB

 647H162

 Residual limb socks are listed from page 222.

* To be used for one fitting only!

Halmstad Interim Transtibial Prosthesis



This short prosthesis allows early fittings for transtibial amputees. Over a compression bandage the thermoplastic socket is formed to the shape of the residual limb. The distal section consists of modular components which may be reused. The timing of the fitting, the training and duration of use are determined by the physician.

Halmstad Interim Prosthesis Kit

For connection to the Otto Bock modular system,

Consists of:

- 621T21 Thermoplastic Socket with Struts, 85x390 mm
- 451F2=40 Residual Limb Sock (2 pcs.),
- 452K7=5 Knee Cap,
- 99B26=2 End Bearing Cushion, formable,
- Elastic bandage (2 per package)

Order no.	6B3=1	6B3=2
Distal circumference	340 mm	300 mm
Proximal circumference	510 mm	470 mm

Accessories for 6B3

Have to be ordered separately.



In order to finish the prosthesis, the prosthetic foot with adapter, tube adapter, tube clamp adapter, socket adapter and 5R6 Socket Attachment Block have to be ordered separately.

Attachment Block for Thermoplastic Socket

Light metal

Order no.	5R6=1	5R6=2
For	6B3=1	6B3=2



Tube Adapter, Short, Length-adjustable

Stainless steel



This adapter is used as an adjusting element for alignment optimization and must be removed prior to completion of the definitive prosthesis.

Order no.	2R45=S
Diameter	30 mm
Weight	200 g
System height	70 mm
Material	Stainless steel
Max. body weight	100 kg

► To be used for initial and/or interim prostheses only!

Tube Adapter, Diameter 34 mm, Length-adjustable

Stainless steel



This adapter is used as an adjusting element for alignment optimization and must be removed prior to completion of the definitive prosthesis. The length can be adjusted using the scale on the two included tubes. In addition, the inner and outer rotation of the foot may be adjusted.


Order no.	2R45=34
Diameter	34 mm
Weight with tube 2R56=230	430 g
Weight with tube 2R56=300	470 g
Min. system height	268 mm
Max. system height	398 mm
Material	Stainless steel
Max. body weight	125 kg

► To be used for initial and/or interim prostheses for testing and trial fitting only!

📖 647G255

Sliding Adapter


Aluminum




The 4R101 is mounted between the socket attachment block (e.g. 5R1 or 5R6) and the socket adapter (e.g. 4R51) or functional adapter (4R40 Torsion Adapter). It allows independent shifts in the frontal and sagittal planes and a convenient scale makes it easy to track adjustments.

Order no.	4R101
Weight	205 g
System height	25 mm
Material	Aluminum
Sliding range in M-L and A-P directions	+/- 11 mm
Max. body weight	100 kg

- ▶ For transtibial prostheses, the 4R101 Sliding Adapter is suitable only for the first or interim use. For transfemoral prostheses, the 4R101 Sliding Adapter can be used for regular, long-term usage.


 647H141

Sliding Adapter Set



The Sliding Adapter Set serves to optimize alignment of modular lower limb prostheses in temporary initial and/or interim fittings. It includes two assembly plates, one adapter with pyramid and one adapter with pyramid receiver. Adjustments may be made both in the frontal and the sagittal plane, as well as in the rotational direction.

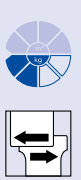
Order no.	4R112
Weight	From 195 g to Max. 510 g
System height (plate and both adapters)	32 mm
Material	Aluminum, Titanium
Sliding range in A-P direction:	
- with assembly plate 1	48 mm in 12 mm increments
- with assembly plate 2	24 mm in 12 mm increments
Sliding range in M-L direction:	
- with assembly plate 1	24 mm in 12 mm increments
- with assembly plate 2	18 mm in 9 mm increments
Rotational adjustment	+/- 18° in 3° increments
Max. body weight	100 kg

 647H457



Initial/Interim
Prostheses





Adjustment Adapter


Aluminum

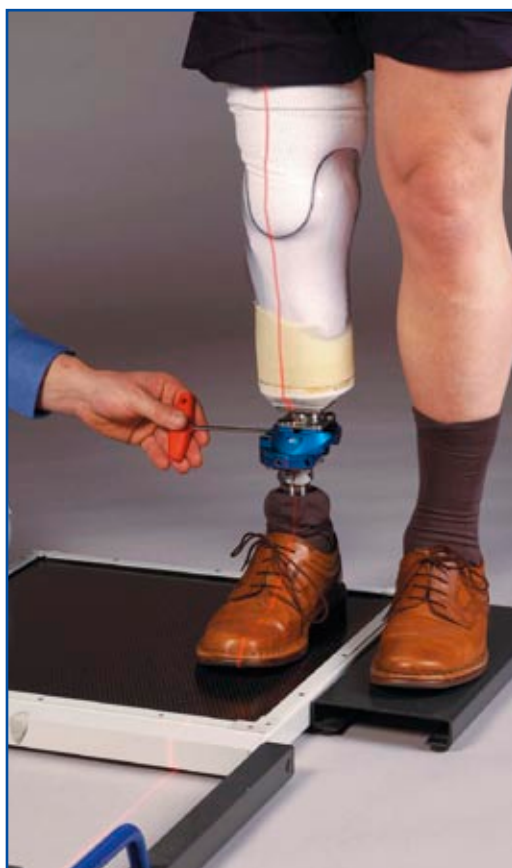


The 4R1 Adjustment Adapter is an adjustment tool that may only be used for trial fitting of lower limb prostheses. It facilitates correct static alignment and allows adjustments to be made while the patient is standing and bearing a load. The graduated scales ensure reproducible adjustments. As a result, the gait pattern can be optimized quickly within the course of trial walking.

Order no.	4R1
Weight	615 g
System height	68 mm
Material	Aluminum
Sliding range in M-L direction (Max. sliding distance)	30 mm (± each 15 mm)
Sliding range in A-P direction (Max. sliding distance)	50 mm (± each 25 mm)
Max. body weight	100 kg

► The 4R1 is especially recommended in conjunction with the 743L100 L.A.S.A.R. Posture and the 743A16 Otto Bock Transfer Apparatus.

 647H451



Single components		replacement parts				
Order no.	Description	2R45=S	2R45=34	4R101	4R112	4R1
2R56=230	Scaled Tube 230 mm		■			
2R56=300	Scaled Tube 300 mm		■			
501S41=M6x16	Countersunk Allen Head Screw					▲
501S44=M6x25	Oval Allen Flange Head Screw			▲		
501S41=M6x12	Countersunk Allen Head Screw				▲	
501S71=M6x25	Countersunk Allen Head Screw				▲	
501T48=M6x25	Allen Cap Screw				▲	
501T61=M6x12	Allen Cap Screw				▲	
501Z2=M6x25	Cap Screw	▲				
502Z22=M6	Hexagon Nut with Conical Washer Face				▲	
506G3=M4x12	Set Screw			▲		
506G3=M8x12-V	Set Screw	▲	▲		▲	▲
507U12=6.2x10.3	Washer				▲	
4Y212	Clamping Nut			▲		
4R112-1	Assembly Plate				■	
4R112-2	Assembly Plate				■	
4Y19	Pressure Plate				▲	

● Single component pack ▲ Minimum order quantity ■ Can be ordered individually